
Year 9 Pathways Planning

Student Booklet

By different ways to excellence



Student Name: _____

Form Class: _____



Perseverance



Integrity



Nurturing



Excellence

Key Document to Accompany Your Year 9 Pathways Planning

Year 10 2026 Subject Selection Handbook

Glossary of Key Pathways Planning Terms

Understanding Your Senior Journey

ATAR (Australian Tertiary Admission Rank): The ATAR is a rank, not a score, used by universities to select students. It's a number between 0.00 and 99.95 that indicates your overall academic achievement compared to all other Year 12 students in Australia. If you're aiming for most university degrees, your ATAR will be important.

Senior Schooling: This refers to Year 10, 11, and 12, where your studies become more focused on preparing for post-school options like university, TAFE, or employment.

QCAA (Queensland Curriculum and Assessment Authority): This is the state government body responsible for designing and approving the syllabuses, assessment, and certification for senior secondary schooling in Queensland. Think of them as the rule-makers for your Year 11 and 12 subjects.

QCE (Queensland Certificate of Education): The QCE is Queensland's senior schooling qualification. It is internationally recognised and a sign of academic and personal success. Students can bank learning towards their QCE from Year 10 onwards.

Year 10 'Prep' Subjects: These are the subjects you'll study in Year 10 that are designed to prepare you for success in Year 11 and 12 senior subjects. They help you get used to the content and assessment styles before they count towards your final QCAA results.

Subject Types and Their Purpose

General Subjects: General subjects are suited to students who are interested in pathways beyond senior secondary schooling that lead to tertiary studies and to pathways for vocational education and training and work. They include Extension subjects. **Results in General subjects contribute to the award of a QCE and may contribute to an ATAR.**

Applied Subjects: Applied subjects are suited to students who are primarily interested in pathways beyond senior secondary schooling that lead to vocational education and training or work. **Results in Applied subjects contribute to the award of a QCE and one Applied subject result may contribute to an ATAR.**

Pathway Options: This is a flexible approach which allows students to embrace a number of different pathways to education and training while attending school. Some examples at The Pine can include: undertaking a school-based traineeship or apprenticeship; undertaking a Certificate or Diploma level course offered at school; attending TAFE or other training provider to begin or complete a Certificate I- IV or Diploma course; and early entry – enrolling in subjects at university.

Planning Your Pathway

Electives: These are the subjects you choose based on your interests and future goals, in addition to your compulsory English and Mathematics subjects.

Learning Areas: In the Queensland curriculum, subjects are grouped into broader categories called learning areas, such as English, Mathematics, Science, Humanities and Social Sciences, HPE, The Arts, Technologies, and Languages.

Pathways: This refers to the different routes or steps you can take to reach your career or further study goals after school. There are many different pathways to achieve a goal.

Prerequisites: These are specific requirements you need to meet before you can study a particular subject or enter a certain university course or job. For example, some Year 10 'prep' subjects have a minimum grade you needed to achieve in Year 9, or minimum effort or behaviour results.

TrackEd Data: This is information gathered about your academic progress, effort, behaviour, and attendance. Reviewing your TrackEd data helps you understand how you're performing now and what areas you might need to focus on to improve.

Year 9 Pathways Planning Student Booklet

Choosing your senior subjects is an exciting milestone but, with so many options, it's totally normal to feel a little overwhelmed or unsure about what to select.

That's why we've put this workbook together – to help you through it all, step by step.

Year 10 preparatory ('Prep') subjects are designed to prepare you for the senior years of Year 11 and 12. This "prep" year is a dedicated year for:

- Familiarising yourself with senior course content and assessment techniques;
- An opportunity to confirm or adjust subject choices before Year 11; and
- Time to clarify your future pathways plan.

It's also an opportunity for your parents or carers to be a part of your pathways planning discussion earlier. These are big decisions, so it's a smart move to talk things through with others as you go. If you can, have a conversation with the important adults in your life, chat with your Guidance Officer, or even talk it over with friends you trust.

Section 1 - Self Development/Self Awareness

Goal Setting

By the time you finish this section, you'll have a better sense of the direction you want to head in – which should help make choosing your subjects a little easier.

Where do you want to go?

When you're heading off on any journey, it helps to have an idea of where you might want to end up. Before you choose your subjects, we'll go through some goal setting activities to help you figure out what you enjoy and how that could link to future careers.

Here are a few examples of goals you might choose:



What do you enjoy?

What are **some of the things you enjoy the most**? List as many as you can.

Connecting Your Interests to Subjects

Now that you've identified what you enjoy, let's start thinking about how these interests might link to subjects you could study in Year 10, and potentially, future careers.

- Look at your list of interests.
- Consider the different learning areas available at Pine Rivers SHS (for example: Arts, English, HPE, Humanities, Maths, Science, Technologies).
- Which subjects or learning areas seem to align with the things you enjoy doing?

My Interests (from previous activity)	Potential Year 10 Subjects or Learning Areas that align

Do the things you enjoy have an **overarching theme**? If so, **what is it**?

What Motivates You?

It's useful to know what motivates you, so you can choose subjects (and future jobs) that match what matters most to you.

Motivation Factors

Below are some common motivation factors. Tick the one(s) that you feel you connect with most:

Personal	I want to achieve my potential, and I'm driven to be the best version of myself. I love beating my personal bests and look for meaning in what I do.	<input checked="" type="checkbox"/>
Social	I love being included and want to fit in. I like being recognised for my achievements and receiving awards, and I often seek approval from others.	<input type="checkbox"/>
Community	I want to create a better world and help others. I like being useful and feel good when people thank me for my help. I look for ways Community to improve things.	<input type="checkbox"/>
Lifestyle	I want to make enough money to buy the things I want, and have time for the things I love. I balance study with other things, like sport or time with friends.	<input type="checkbox"/>
Practical	I want to make sure I can get a job that earns a good income, and I've thought about where I'm going to live and how I'll earn money once I've left home.	<input type="checkbox"/>

What is your top motivational factor? Why did you choose it?

What Are Your Strengths and Skills?

Beyond what you enjoy, it's also helpful to recognise what you're good at. Your strengths and skills can point you towards subjects and careers where you're likely to thrive.

- **Strengths:** What comes easily to you? What do people often ask you for help with?
- **Skills:** What abilities have you developed, perhaps in school, hobbies, or even just everyday life? (For example: problem-solving, creativity, teamwork, leadership, analytical thinking, communication, practical skills).

My Top 3 Strengths and Skills

<u>My Top 3 Strengths</u>	<u>How I Use This Strength (such as in school, hobbies)</u>
1.	
2.	
3.	

<u>My Top 3 Skills</u>	<u>How I Use This Skill (such as in school, hobbies)</u>
1.	
2.	
3.	

What Are You Interested In?

It's useful to know what interests you, so you can choose subjects (and future jobs) that match what matters most to you.

Your Interests

Take a look at the groups of things below and rate your level of interest in each.

	✓ None	✓ A little	✓ A lot
Science, nature, climate, animals, and oceans			
Collaboration, social media, motivating, teamwork, and managing			
Exploring, outdoor activity, travel, and sports			
Negotiating, budgeting, business, finance, and money			
Numbers, analytics, statistics, maths, and data			
Self-care, wellbeing, fashion, beauty, and nutrition			
Construction, architecture, machines, buildings, and robots			
Technology, computers, software, coding, and AI			
Biology, anatomy, caring, health, and fitness			
Geography, learning, history, politics, and law			

Are there **any other things you enjoy** that we might have missed?

--

Insights from MyFuture Career Profile – In Class Extension Activity or Homework

We recommend using the MyFuture Career Profile found here: <https://myfuture.edu.au/>. If you've used the MyFuture Career Profile, take a moment to reflect on what you learned about yourself.

<ul style="list-style-type: none">• What were the most interesting or surprising insights from your profile?• Did it suggest any career areas you hadn't considered before?• How do these insights connect with your interests, motivations, strengths, and skills?	
---	--

Section 2 – Career Insights/Exploring Possibilities

What's In Your Future?

It's completely normal to imagine different futures for yourself. Exploring these ideas can help you figure out which ones you'd like to work towards – and which ones are just fun to think about for now.

Possible futures

In **two years from now** I will be:

		✓
	Studying?	
	Working?	
	Travelling?	

In **five years from now** I will be:

		✓
	Studying?	
	Working?	
	Travelling?	

In **ten years from now** I will be:

		✓
	Studying?	
	Working?	
	Travelling?	

If you could have **any future imaginable**, what would it look like?

--

Understanding Your Pathway Options

Now that you've got an idea of where you want to go, let's talk about the different paths you can take to get to your desired destination. In Queensland, senior schooling offers distinct subject types and post-schooling pathways.

Subject Types in Senior Schooling (Year 10, 11 & 12)

General Subjects: These subjects are typically academic and are suited to students interested in pathways beyond senior secondary schooling that lead to tertiary studies. They contribute to the award of a QCE and may contribute to an ATAR. Examples include General English – Prep, Mathematical Methods – Prep, and Biology and Psychology – Prep.

Applied Subjects: These subjects focus more on practical skills and real-world applications. They are suited to students primarily interested in pathways beyond senior secondary schooling that lead to vocational education and training or work. Results in Applied subjects contribute to the award of a QCE and one Applied subject result may contribute to an ATAR when combined with four General subjects. Examples include Essential English – Prep, Sport and Recreation and Physical Education – Prep, and Science in Practice – Prep.

VET (Vocational Education and Training) Subjects: VET courses provide job-specific skills and qualifications (like Certificates or Diplomas) that are highly valued by employers and can also provide pathways to further study at TAFE or university. VET prepares students for work through practical learning and can be studied at school, TAFE, or through private Registered Training Organisations (RTOs). The amount of credit varies depending on the qualification type, and one VET qualification at Certificate III or above may contribute to an ATAR.

Post-Schooling Pathways

University-Focused Pathway: If your goal is to attend university, your pathway will likely involve selecting a combination of General subjects that contribute to an ATAR. You will also need to be aware of any university prerequisites (specific subjects or ATAR scores) for your desired degree. Pine Rivers SHS recommends students wanting to be ATAR eligible also consider their ATAR goal, as this may impact subject selections.

Job-Focused Pathway: If you plan to enter the workforce directly or pursue vocational training (like TAFE), your pathway might involve a combination of Applied subjects and VET studies. This pathway does not typically lead to an ATAR but focuses on gaining practical skills, work experience, and potentially undertaking a School-Based Apprenticeship or Traineeship (SAT).

"Unsure" Pathway: It's perfectly normal to be unsure about your future! This pathway allows for flexibility. You might choose a combination of General and Applied subjects based on your interests, or consider a Certificate III/IV which can sometimes provide a pathway to university entrance without an ATAR. The key is to keep your options open by selecting subjects that develop broad skills and allow for different future directions.

Planning Your Pathway

In the planning tool that follows, you can plan for two separate career goals – a Plan A and a Plan B – or for one career goal – with two plans (Plan A and Plan B) of how you could reach that one career goal.



Possible Pathways

Pick your top career related goal, then do some research, and follow the steps to create possible pathways for reaching this goal.

EXTENSION – Pick your top two career related goals, and follow the steps to create possibly pathways for reaching both of these goals.

Plan A – A Pathway to Reach My Career Goal

(EXTENSION – A Pathway to Career Goal 1)

My goal is:

Do you need training or a qualification? If so, what is it? Tick the one that applies. ✓

☐

Vocational

☐

University

☐

Other post-qualification training

My pathway for this is:

Plan B – A Pathway to Reach My Career Goal

(EXTENSION – A Pathway to Career Goal 2)

My goal is:

Do you need training or a qualification? If so, what is it? Tick the one that applies. ✓

☐

Vocational

☐

University

☐

Other post-qualification training

My pathway for this is:

The Importance of Prerequisite Subjects

When planning your pathway, it is crucial to understand prerequisites. A prerequisite is a subject, a specific level of achievement in a subject, or a particular skill that you *must* have completed or demonstrated before you can enrol in a more advanced subject, a university course, or a VET program.

Why are they important? Prerequisites ensure you have the foundational knowledge and skills necessary to succeed in the next level of study. Without them, you might struggle to keep up.

Checking Prerequisites: Always check the prerequisites for Year 10 'prep' subjects in the Year 10 2026 Subject Selection Handbook. For university courses, you'll find these listed on university websites or the QTAC website.

Exemptions: In some cases, if you don't meet a prerequisite but believe you have the equivalent knowledge or skills, you may be able to apply for an exemption. This process usually involves a discussion with the Head of Department (HOD) for that subject. Be prepared to explain why you believe you can succeed in the subject.

Section 3 – Reviewing My TrackEd Data

Receive your TrackEd profile from your Form teacher. You do not need to show your TrackEd data to anyone.

Work together with your teacher to understand the different sections and what they represent.

Attendance this year: _____% (YTD – year to date)

Number of behaviour incidents this year: _____

Reflect and Plan for Success

Your TrackEd data provides valuable insights into your learning journey. It's not just about looking at past results, but about using this information to set **proactive goals** for your future success.

For each subject you studied in Semester One 2025, copy over your Academic Achievement, Behaviour, and Effort results. Then, reflect on *why* you achieved those results and, most importantly, *what specific steps you will take* to ensure your success moving forward.

SMART Goals for Success

When setting your goals, aim to make them **ISMART Goals**:

- **Inspiring**: Does this goal motivate and excite you? Will it keep you engaged and committed, even when things get challenging?
- **Specific**: What exactly do you want to achieve?
- **Measurable**: How will you know when you've achieved it?
- **Achievable**: Is it realistic given your current situation?
- **Relevant**: Does it align with your overall pathway goals?
- **Time-bound**: When do you want to achieve this by?

In the table on the next page, for each subject you studied in Semester One 2025, copy over your Academic Achievement, Behaviour, and Effort results.

Why do you think you achieved the results you did? Write your responses in the 'Reason for Result' boxes.

Possible Reasons for Results

<u>Positive Factors</u>	<u>Negative Factors</u>
Examples: <ul style="list-style-type: none">• Consistent effort• Strong understanding of concepts• Effective study habits• Regular homework completion• Engaged in class discussions• Asked questions when unsure• Used teacher feedback to improve• Set and worked towards goals• Positive mindset and motivation• Good time management• Support from family/peers• Attendance and participation• Used available resources (e.g., tutoring, online tools)• Applied feedback from assessments	Examples: <ul style="list-style-type: none">• Lack of effort• Struggled to understand concepts• Poor study habits• Incomplete or missing homework• Did not seek help when needed• Ignored teacher feedback• Poor time management• Low motivation or engagement• Frequent distractions in class• Personal challenges or stress• Poor attendance or lateness• Lack of sleep or poor well-being• Test anxiety or nerves• External commitments (e.g., work, sport)





Subjects studied in Year 9 Semester 1:

						GOALS BY THE END OF SEMESTER 2		
Subject	Academic Achievement	Behaviour	Effort	<u>Reason for Result</u>	<u>Strategies for Success</u> <u>(SMART Goals)</u> Suggestions listed on next page.	Academic Achievement Goal (End of Sem 2 2025)	Behaviour Goal (End of Sem 2 2025)	Effort Goal (End of Sem 2 2025)
English								
Mathematics								

Strategies for Success

What will you do to ensure your success in the future? Below are some suggested strategies for improvement.

Select 2 or 3 strategies for improvement for each subject and write your chosen strategies for each subject in the 'Strategies for Success' boxes on the previous page.

 Academic Strategies <ul style="list-style-type: none"><input type="checkbox"/> Set small, achievable goals for each subject.<input type="checkbox"/> Ask more questions in class.<input type="checkbox"/> Use a study timetable at home.<input type="checkbox"/> Revise key concepts weekly, not just before exams.	 Effort & Engagement Strategies <ul style="list-style-type: none"><input type="checkbox"/> Stay on task and avoid distractions.<input type="checkbox"/> Participate more in class discussions.<input type="checkbox"/> Complete all homework and classwork on time.
 Attendance Strategies <ul style="list-style-type: none"><input type="checkbox"/> Improve morning routines to arrive on time.<input type="checkbox"/> Catch up on missed work if absent.<input type="checkbox"/> Stay engaged in lessons to make the most of time at school.	 Behaviour & Mindset Strategies <ul style="list-style-type: none"><input type="checkbox"/> Manage emotions and seek support if needed.<input type="checkbox"/> Show respect to teachers and classmates.<input type="checkbox"/> Use positive self-talk to stay motivated.



Section 4 – Career Building/Shaping Your Pathway

The Impact of Your Year 10 Choices

While Year 10 is a "prep" year, the subjects you choose now could have a significant impact on your options for Year 11 and 12.

This is primarily due to:

Prerequisites: Some Year 11 and 12 subjects require may specific Year 10 'prep' subjects as prerequisites. If you don't take the necessary 'prep' subject in Year 10, you might not be eligible for your desired subject in Year 11.

Assumed Knowledge: Even without a formal prerequisite, Year 11 and 12 subjects build on the knowledge and skills developed in the Year 10 'prep' version of the subject. Choosing subjects that align with your strengths and interests in Year 10 will set you up for greater success in your senior years.

Preparing for the Head of Department (HOD) Showcase

The HOD Showcase is a fantastic opportunity to gather more specific information about the subjects you are considering. To make the most of the HOD Showcase session, prepare some questions in advance.

Make sure you have read through the Year 10 Subject Selection Handbook.

We suggest you take along a notebook and pen to the HOD Showcase.

Consider asking:

- What are the main topics covered in this subject in Year 10, 11, and 12?
- What kind of assessment tasks are involved?
- What are the key skills I will develop in this subject?
- What career pathways or university courses does this subject typically lead to?
- What is the workload like for this subject?
- Are there any specific qualities or prior learning that students who excel in this subject typically have?

Preparing for Your Pathways Planning Interview

Your 15 minute interview on Wednesday 13 August will be with you, your parent/carer, and a staff member.

It's focused on you and providing support for your decisions.

To make the most of this time, be ready to discuss:

- What you feel you are successful at and what you can improve.
- How this can lead to future pathways.
- Your chosen Year 10 subjects, including why you selected them, how they align with your future goals, and how you meet the prerequisites.
- Any questions or concerns you or your parent/carer have about your pathway or subject choices.

Understanding Your Year 10 Subject Selection Structure

Read the information on the next two pages very carefully as this outlines the structure for your 2026 Year 10 Whole Year Senior Preparation subjects.

The table on page 14 provides a clear overview of all available subjects within their respective learning areas.

You will need to select one English and at least one Maths subject. You will then need to select four other subjects to study for the whole year. Two preferences must also be selected, in case you are unable to complete one of your first four choices.



My Draft Plan – Year 10 Subject Selection

IMPORTANT POINTS:

You are selecting your subjects for **the whole 2026 school year**.

You will need to **select one English and at least one Maths subject**.

You will then need to select **four other subjects to study for the whole year**.

Two preferences must also be selected, in case you are unable to complete one of your first four choices.

You should use the information in the **Year 10 2026 Subject Selection Handbook** to guide your decision making.

In preparing for your Pathways Planning Interview, you should be able to explain how you have decided on these subjects, as well as how you have met the pre-requisites (or apply for an exemption if required), and how these subject choices align with your pathway goals.

Please note:

Subjects will only run if the class is supported by the available resources in the school, i.e. teacher availability, class size, specialist rooms, etc.

Compulsory English Options (Choose One)
<input type="checkbox"/> General English – Prep (<i>minimum achievement of a C in Year 9 English</i>) <input type="checkbox"/> General Literature – Prep (<i>minimum achievement of a B in Year 9 English</i>) <input type="checkbox"/> Essential English – Prep (<i>Non-ATAR pathway. Consultation with HOD before selection required</i>)
Compulsory Mathematics Options (Choose One)
<input type="checkbox"/> General Mathematics – Prep (<i>minimum achievement of a C in Year 9 Mathematics</i>) <input type="checkbox"/> Mathematical Methods – Prep (<i>minimum achievement of B in Year 9 Mathematics</i>) <input type="checkbox"/> Specialist Mathematics – Prep (<i>minimum achievement of B in Year 9 Mathematics. Must do Mathematical Methods as well</i>) <input type="checkbox"/> Essential Mathematics – Prep (<i>Non-ATAR pathway. Consultation with HOD before selection required</i>)

2026 Elective Subjects		
Elective	Have you met the pre-requisites for this subject? (Yes/No)	Aligns with goals? (Yes/No)
1.		
2.		
3.		
4.		

Additional elective subjects for consideration

Elective	Have you met the pre-requisites for this subject? (Yes/No)	Aligns with goals? (Yes/No)
1.		
2.		

Section 5: My Finalised Year 10 Subject Selection

Pine Rivers State High School

Subject Selection Structure - 2026 Year 10 Whole Year Senior

Preparation

Number of Subjects to Select: 6

Additional Preferences: 2

Mandatory KLAS: **English, Mathematics**

Student Instructions:

You will need to select one English and at least one Maths subject.

You will then need to select four other subjects to study for the whole year.

Two preferences must also be selected, in case you are unable to complete one of your first four choices.

Subject selections will be part of the Year 9 into 10 Pathway Planning Conversations and must be completed before Friday 15 August.

Important notes:

If you select Specialist Maths - Prep, you will also need to select Mathematical Methods - Prep.

Due to duplication of learning, you cannot select both Outdoor Recreation and Physical Education - Prep and Sport and Recreation and Physical Education - Prep.

If you are considering a pathway into an electrical trade or a defence career, you must choose a science.

ENGLISH	<input type="checkbox"/> English - Prep	<input type="checkbox"/> Essential English - Prep	<input type="checkbox"/> Literature - Prep
MATHEMATICS	<input type="checkbox"/> Essential Maths - Prep	<input type="checkbox"/> General Mathematics - Prep	<input type="checkbox"/> Mathematical Methods - Prep
	<input type="checkbox"/> Specialist Mathematics - Prep	<input type="checkbox"/>	<input type="checkbox"/>
SCIENCE	<input type="checkbox"/> Biology and Psychology - Prep	<input type="checkbox"/> Chemistry and Physics - Prep	<input type="checkbox"/> Science in Practice - Prep
HUMANITIES AND SOCIAL SCIENCES	<input type="checkbox"/> Business and Law - Prep	<input type="checkbox"/> Society and Ethics - Prep	<input type="checkbox"/> World Historical Studies - Prep
HPE	<input type="checkbox"/> Outdoor Recreation and Physical Education - Prep	<input type="checkbox"/> Pathway To Health - Prep	<input type="checkbox"/> Sport and Recreation And Physical Education - Prep
THE ARTS	<input type="checkbox"/> Dance - Prep	<input type="checkbox"/> Drama - Prep	<input type="checkbox"/> Drama in Practice -Prep
	<input type="checkbox"/> Film, Television and New Media - Prep	<input type="checkbox"/> Media Arts in Practice (Photography) - Prep	<input type="checkbox"/> Music - Prep
	<input type="checkbox"/> Music in Practice - Prep	<input type="checkbox"/> Visual and Fine Arts - Prep	<input type="checkbox"/>
TECHNOLOGIES	<input type="checkbox"/> Digital Technologies - Prep	<input type="checkbox"/> Food and Fibre - Prep	<input type="checkbox"/> Industrial Technology Skills - Prep
LANGUAGES	<input type="checkbox"/> Japanese - Prep		

Elective Preference Option 1:	
Elective Preference Option 2:	

Section 6: Final Sign-Off

Student Statement: I have thought carefully about my goals, strengths, and pathway. These subject choices reflect who I am and where I want to go.

Student Signature: _____

Parent/Carer Statement: I have read and discussed these subject selections with my child.

Parent/Carer Signature: _____

Coach/Teacher Signature: _____