# 2021 Subject Selection – online via OneSchool

**Step 1**- Click on the "One School" shortcut on your desktop or type in http://oslp.eq.edu.au

**Step 2** – Enter your EQ Username and Password – the same one used at school. See your PREP teacher, ACCESS teacher or senior schooling office if problems with this.

**Step 3** – "Accept Agreement" – for first-time users.

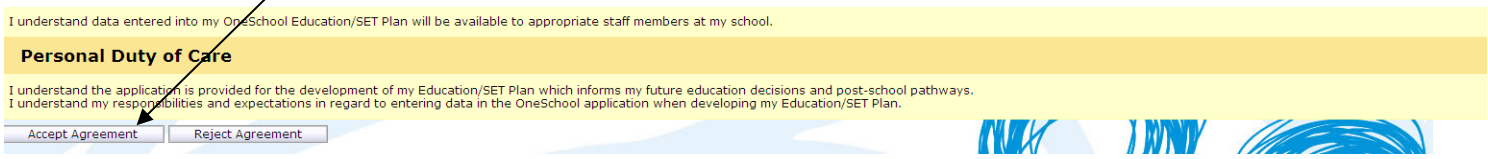


**Step 4** – Select "PRSHS" and "Submit"




**Step 5** – Click on "My Education Plan"




**Step 6**– Click on "Subject Selection"




**Step 7**– Click on "here"

**Step 8**– Select the latest version available and "Save"

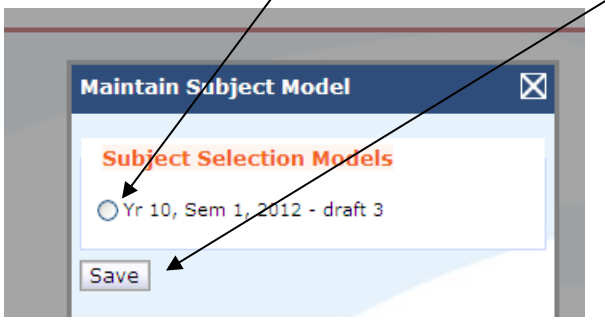


**Step 9** – Click on "Edit" to open the Subject Selection Process.

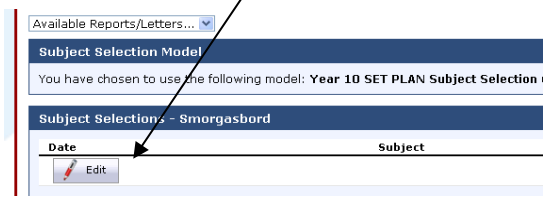


**Step 10** – **READ CAREFULLY** the instructions on the subject selection page. Complete your subject selections, complete your additional preferences, then ensure you click "Save" at the bottom. You may further edit subject choices until closing date – **8.00pm, FRIDAY 23RD OCTOBER 2020.**

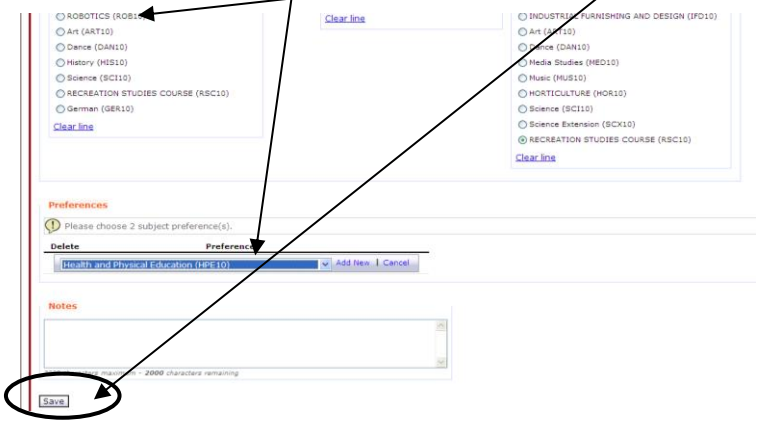


**Step 11** – Return to "Subject Selection" tab to check subjects and print "Subject Selection" report for signing by parent.

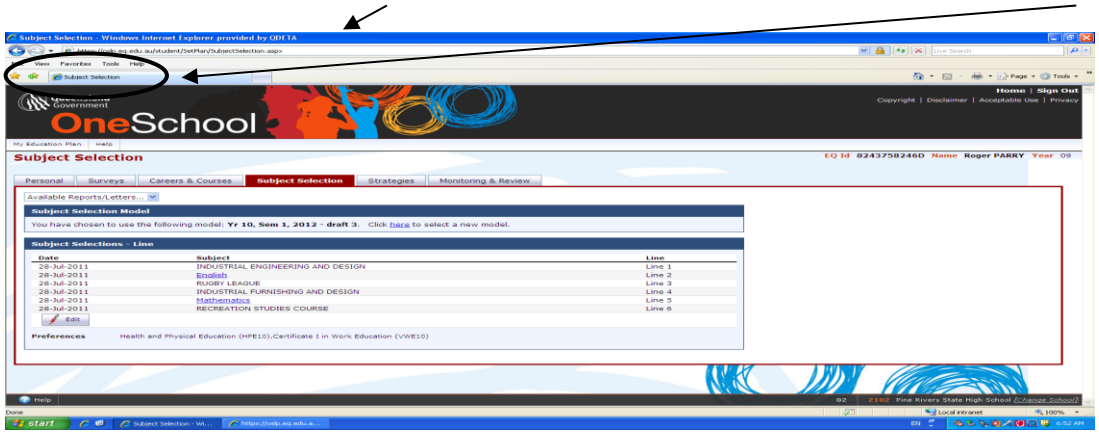


Any queries please see Ms Morel in the office or via email on cmore2@eq.edu.au